

# BLADE

design Mammini+Candido

**Installazione in parete e soffitto di cartongesso o laterizio  
(vedere avvertenze specifiche per laterizio)**

**Incasso in Coral® a scomparsa totale**

**Corpo in Coral® elettrificato con LED 1x1W**

Installation in wall or ceiling of plaster cardboard or brick  
(see the special instructions for brick)

Recessed fitting in **Coral®** completely disappearing

Body in **Coral®** electrified with LED 1x1W

Wand- oder Deckenmontage in Gipsfaserplatte oder Ziegelstein

(siehe die speziellen Anweisungen für Ziegelstein)

Komplett verschwindende Einbauleuchte aus **Coral®**

Körper aus **Coral®** elektrifiziert mit LED 1x1W

**Sistema modulare con fascio di luce LED a scomparsa totale**

**Crea una lama di luce di 45 mm**

**BLADE può essere installato con moduli multipli (code 6961.00) per l'altezza**

**massima desiderata. Una o due sorgenti luminose contrapposte e retrocesse**

**illuminano il corpo in Coral® integrato nel muro o nel soffitto**

**BLADE può essere lasciato singolo (code 6968; code 6969), oppure per terminare**

**una linea continua può essere installato un ulteriore modulo luminoso (code 6968;**

**code 6969) o la testata di chiusura (code 6962.00).**

Completely disappearing modular system with LED light beam

Creates a light blade of 45 mm

**BLADE** can be installed with multiple modules (code 6961.00) for the maximum height

requested. One or two light sources in opposite position and recessed illuminate the body in

**Coral®** integrated to the wall or the ceiling. **BLADE** can remain singular (code 6968; code

6968; code 6969), otherwise to close a continuous line you can install a further luminous module (code

6968; code 6969) or use the closure headpart (code 6962.00)

Komplett verschwindendes modulares System mit LED Lichtemission

Es bildet einen Lichtschein von 45 mm

**BLADE** kann mit Vielfach-Modulen (Art.Nr. 6961.00) auf die max. gewünschte Höhe montiert

werden. Eine oder zwei gegenüberliegende und zurückstehende Leuchtmittel beleuchten den

Körper aus **Coral®**, der in Wand oder Decke integriert ist. **BLADE** kann einzeln gelassen

werden (Art.Nr. 6968; Art.Nr. 6969), oder es kann zum Abschluss einer Reihenschaltung ein

weiteres Lichtmodul (Art.Nr. 6968; Art.Nr. 6969) oder das Verschlussstück (Art.Nr. 6962.00)

montiert werden









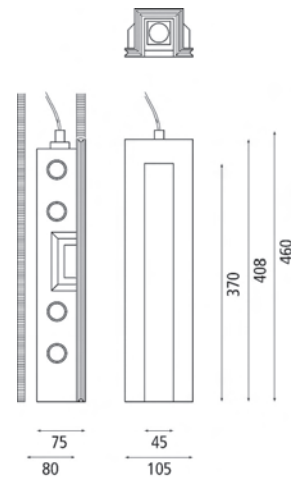


### Corpo elettrificato LED a scomparsa totale

Completely disappearing body LED electrified

Vollständig verschwindender Körper LED elektrifiziert

<b>inclinazione fascio luce</b> beam direction	90° 	90° 
<b>foro emissione luce</b> light emission hole	370x45 mm	370x45 mm
<b>codice code</b>	<b>6968</b>	<b>6969</b>
<b>finitura finish</b>	00 	00 
<b>lampadina lamp type</b>	LED	LED
<b>colore color</b>	bianco white 3000°K	blu blue
<b>max watt</b>	1 x 1W 	1 x 1W 
<b>foro per cartongesso</b> cut out for plaster cardboard	415x115 mm	415x115 mm
<b>optional</b>		
<b>alimentatore elettronico in corrente continua</b> constant current electronic ballast	<b>H 8350</b>	<b>H 8350</b>
<b>max watt</b>	1 x 1W 350 mA	1 x 1W 350 mA

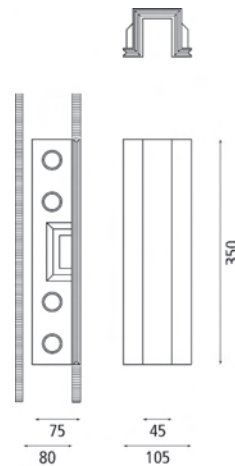


### Corpo modulare in Coral® a scomparsa totale

Completely disappearing modular body in Coral®

Vollständig verschwindender modularer Körper aus Coral®

<b>codice code</b>	<b>6961.00</b>
<b>finitura finish</b>	00
<b>foro emissione luce</b> light emission hole	(350 mm x n° moduli installati) x 45 mm (350 mm for each module installed) x 45 mm
<b>foro per cartongesso</b> cut out for plaster cardboard	(350 mm x n° moduli installati) x 115 mm (350 mm for each module installed) x 115 mm



### Testata di chiusura in Coral®

Closure headpart in Coral®

Verschlusssteile aus Coral®

<b>codice code</b>	<b>6962.00</b>
<b>finitura finish</b>	00 
<b>foro per cartongesso</b> cut out for plaster cardboard	115x115 mm

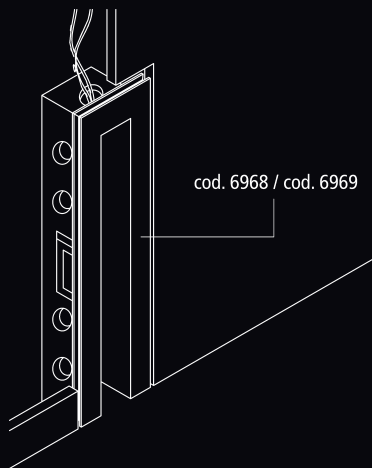


**note**  
Fornita singolarmente può essere utilizzata in alternativa ad un ulteriore corpo elettrificato LED (code 6968; code 6969) per chiudere una linea continua del prodotto BLADE

Supplied singularly it can be used in alternative to a further LED electrified body (code 6968; code 6969) to close a continuous line of the **BLADE** product

Einzel geliefert kann es alternativ zu einem weiteren LED elektrifizierten Körper genutzt werden (Art.Nr. 6968; Art.Nr. 6969) um die Reihenschaltung des Produktes **BLADE** abzuschließen

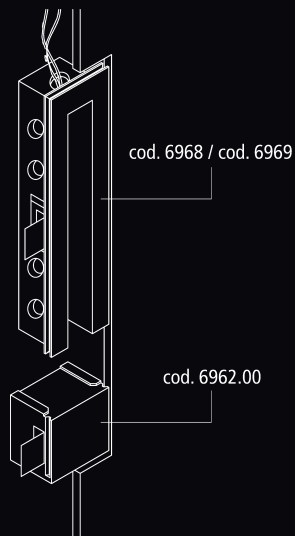




**Esempio installazione BLADE**  
**Modulo singolo**  
**N. 1 corpo elettrificato**

Example for installation **BLADE**  
 Singular module  
 No. 1 electrified body

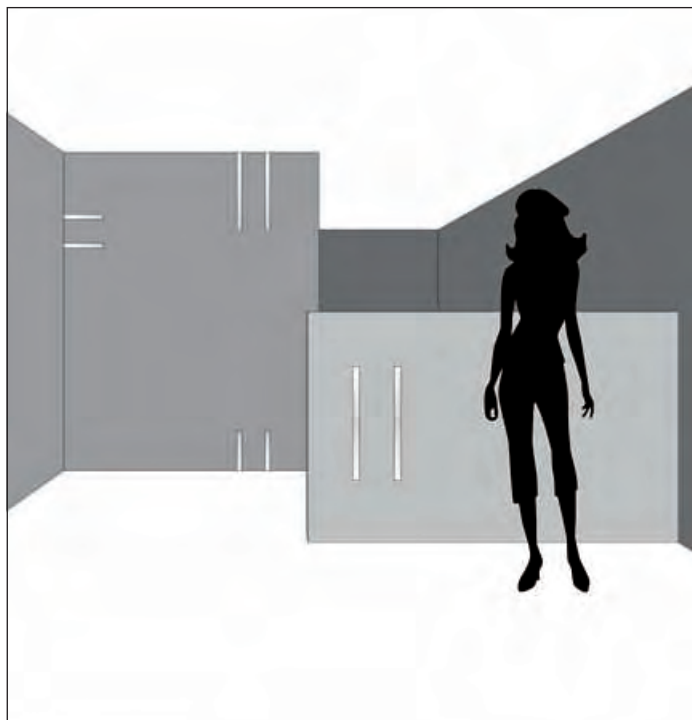
Montagebeispiel **BLADE**  
 Einzelmodul  
 Nr. 1 elektrifizierter Körper



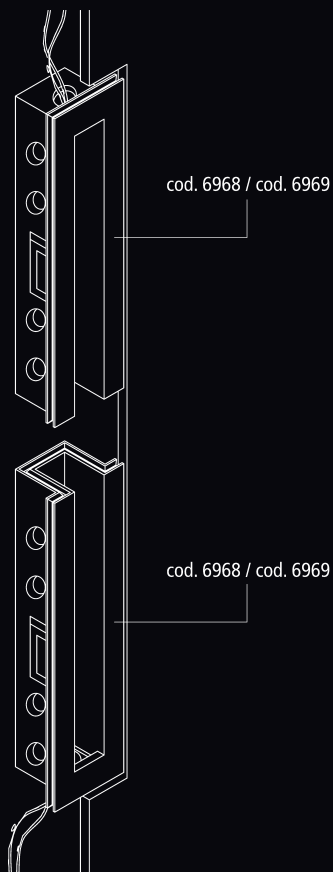
**Esempio installazione BLADE**  
**Con testata**  
**N. 1 corpo elettrificato**  
**N. 1 testata di chiusura**

Example for installation **BLADE**  
 With headpart  
 No. 1 electrified body  
 No. 1 closure headpart

Montagebeispiel **BLADE**  
 Mit Verschlusssteil  
 Nr. 1 elektrifizierter Körper  
 Nr. 1 Verschlusssteil



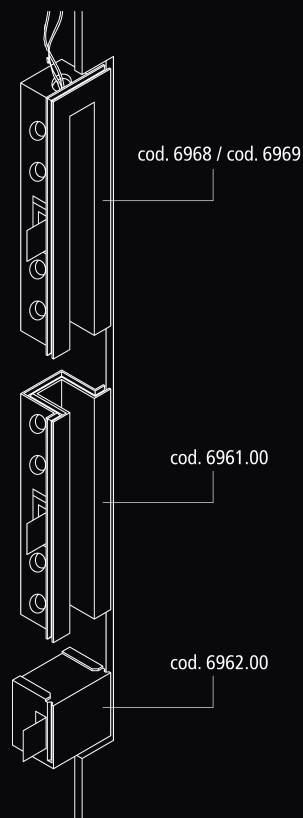
Casa privata



**Esempio installazione BLADE**  
**N. 2 corpi elettrificati**  
**contrapposti**

Example for installation **BLADE**  
 No. 2 electrified bodies in opposite position

Montagebeispiel **BLADE**  
 Nr. 2 elektrifizierte, gegenüberliegende Körper




**Esempio installazione BLADE**  
**N. 1 corpo elettrificato**  
**N. 1 corpo modulare in Coral®**  
**N. 1 testata di chiusura**

Example for installation **BLADE**  
 No. 1 electrified body  
 No. 1 modular body in **Coral®**  
 No. 1 closure headpart

Montagebeispiel **BLADE**  
 Nr. 1 elektrifizierter Körper  
 Nr. 1 modularer Körper aus **Coral®**  
 Nr. 1 Verschlusssteil




Optica TU Vision - Interior Design



Galleria d'arte privata



Livia Gregoretti Showroom  
Milano Italy



Optica TU Vision - Ivan Cotado Designer